

The ViridiSTOR Green Box™ Process Workflow: Conference

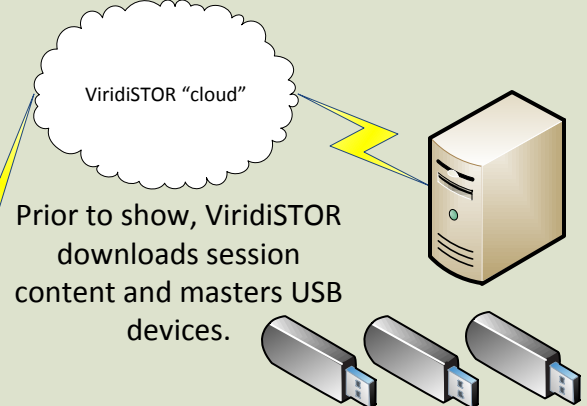
Prior to Conference

Speaker/Presenter develops presentation or content for use during conference (presentation, video, documents)



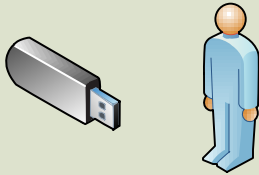
Speaker/Presenter uploads materials to ViridiSTOR “cloud” prior to conference at a date specified by conference organizer.

ViridiSTOR works with conference organizer to define templates/formats for conference materials.



Conference Check In

Attendee



Attendees receive a ViridiSTOR USB device. Depending on conference organizer preference, session materials are either pre-mastered on the device or downloaded from the Green Box™ at each session.

Speaker/Presenter (Optional)

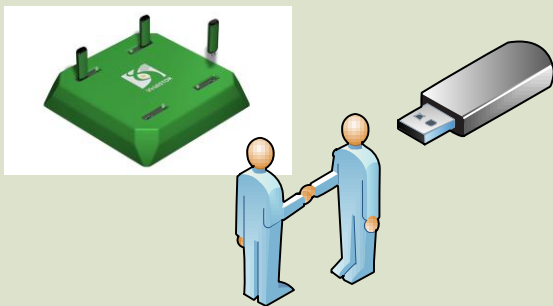


If Speaker/Presenter has any changes to conference materials, he/she provides them in electronic format to ViridiSTOR staff upon arrival at conference.





ViridiSTOR provides a Green Box™ for Speaker/Presenter so that attendees can “refresh” the content on their devices

During Conference



If conference organizer opts for the Green Box™, attendees plug in ViridiSTOR USB device to download conference materials from each session they attend. Otherwise, if materials are pre-mastered, attendees do not need to take any action to obtain materials.

Post Show



After show, Attendee is able to use the ViridiSTOR Presenter™ on their Mac or PC to view, sort, rate, categorize, search, and share with others, the conference materials from the sessions that they attended.

ViridiSTOR Presenter™ also contains a conference summary and listings of each session with description, speaker biographies, and pictures. This is a great resource to help attendees organize and remember the sessions they attended.